

KENTUCKY LIVESTOCK AND GRAIN MARKET REPORT

Volume No. 28 Issue No. 05 Released: 2/07/2014

Kentucky Department of Agriculture
Market News Branch
 100 Fair Oaks Lane, 5th Floor
 Frankfort, KY 40601
 Telephone No.: (502) 564-4896
 www.kyagr.com
 Hearing impaired: 502/564-2075
 Daily Farm Market News is on the internet at www.crownerfarmnews.net



James R Comer, Commissioner
Warren Beeler, Editor
John Chism, Market News

www.ams.usda.gov/marketnews.htm
 Farmlot: (800) 327-6568 in Kentucky
 Farmlot: (502) 564-2761 out of state

Mammoth Cave Dairy Auction, Smith Grove, KY **2/04/2014** **Receipts: 743** **Holsteins unless otherwise stated**

Springers: (2-3 years old, 5-8 months bred) Supreme 1300-1600 lbs 1485.00-1650.00. Approved 1200-1400 lbs 1325.00-1475.00. Medium 950-1200 lbs 1125.00-1300.00. Common 800-1100 lbs 755.00-1110.00.

Fresh Milking Cows: (2-3 years old) Supreme 1300-1600 lbs 1560.00-1700.00. Approved 1200-1400 lbs 1410.00. Medium 950-1200 lbs 1185.00-1250.00. Common 800-1100 lbs 900.00-1150.00.

Short Bred: (2-3 years old, 1-4 months bred) Supreme 1300-1600 lbs no test. Approved 1200-1400 lbs no test. Medium 950-1200 lbs no test. Common 800-1100 lbs no test.

Open Heifers: Supreme no test. Approved no test. Medium no test. Common no test.

Holstein Heifer Calves: (per head) Small 50.00-100.00. Medium and Large 135.00-210.00.

Holstein Bull Calves: (per head) Small 30.00-95.00. Large 125.00- 205.00.

KENTUCKY GRAIN PRICES

LOUISVILLE AREA: Louisville & Bagdad; PENNYRILE AREA: Allensville, Auburn, Franklin, Hopkinsville & Pembroke;
BLUEGRASS AREA: Bardstown, Lexington & Winchester; GREEN RIVER: Caneyville & Livermore;
NORTHERN KENTUCKY AREA: Silver Grove at Cincinnati; PURCHASE AREA: Clinton & Mayfield.
 Opening bids at elevators and processing plants.

Eastern Cornbelt Ethanol Plant Report 2/06/2014

Yellow Corn Spot Bid 4.23-4.65

2/06/14 4:00 pm est Bids for next day Cash Bids	Louisville	Pennyrile	Purchase	Bluegrass	Green River	Northern KY	Dried Distillers Grain (\$/ton) 10% moisture 195.00-220.00
Corn #2 Yellow	4.41-4.43	4.43-4.51	4.43-4.48	3.94-4.15	4.51	4.46	Modified Wet Distillers (\$/ton) 50-55% moisture 88.00-102.00
Corn #2 White		4.73					
Soybeans #1 Y	12.77-13.28	13.16-13.21	13.36-13.41	12.70-13.16	13.41	13.43	Kentucky Weekly Cattle Receipts
Wheat #2 SRW	5.24-5.96	5.51-5.71	5.96		NA	5.56	
Barley							01/23/14 22,435
New Crop Delivery Contract							01/30/14 18,518
Corn #2 Yellow	4.50	4.46-4.51	NA	4.23	4.58	4.55	02/07/14 14,969
Corn #2 White		NA					
Soybeans #1 Y	13.20	NA	NA	13.16	NA	13.35	
Wheat #2 SRW	5.27-5.76	5.46-5.71	5.64-5.85	NA	5.66	5.63	
Barley							

Weekly Feed Ingredient Price Wholesale prices, \$ per ton Rail or Truck FOB Location	Owensboro Grain 2/07/2014	Common-wealth Agri-Energy Hopkinsville 2/07/2014	USDA ESTIMATED DAILY LIVESTOCK SLAUGHTER				Eastern Cornbelt Hog Prices 2/06/2014 Barrows & Gilts Receipts: 5,646 Base Price 73.00-84.50. Wt. Avg. \$82.36
				CATTLE	CALVES	HOGS	
			Thurs. 2/06/2014 (est)	111,000	3,000	423,000	8,000
			Week Ago (est)	117,000	2,000	377,000	8,000
			Year Ago (act)	120,000	2,000	422,000	8,000
			Week to Date (est)	452,000	12,000	1,668,000	32,000
			Same Pd Lt Week (est)	453,000	11,000	1,564,000	32,000
			Same Pd Lt Yr (act)	473,000	12,000	1,683,000	30,000
Soybean Meal 48% Sol	511.40	—	Upcoming Events				Compared to prior day, the weighted avg. price was 0.87 lower to 7.00 higher. Slow market activity with light demand.
Soybean Hulls	190.00	—					
Corn Distillers Grain Dried	—	225.00	Kentucky Farm Bureau Beef Expo 2/28/14-3/2/14				
Distillers Grain Modified	—	130.00					
Distillers Grain Wet	—	82.00	Kentucky National Dairy Shows and Sales 4/4-5/14				
Corn Condensed Solubles	—	106.00					
Corn Gluten Feed 20-21 pct	—	—					
Corn Gluten Meal 60 pct	—	—					
Cottonseed Meal 41 pct	—	—					
Whole Cottonseed	—	—					
Wheat Middlings	—	—					

Weekly Kentucky Cattle and Grain Summary

USDA Livestock & Grain Market News

Frankfort, KY

Friday, February 07, 2014

For Week Ending:

2/6/2014

Receipts: 14,969

Last Week: 18,518

Last Year: 17,567

[SV_LS145](#)

Compared to last week, Steers and Heifers were 3.00 to 4.00 lower with moderate demand. After short reprieve early in the session, snow, ice and extreme cold continued to cover the region, slowing the movement of cattle to markets.

Truckers are having trouble moving loads west due to the weather further affecting demand. Slaughter Cows and Bulls sold 3.00 to 4.00 higher with good to very good demand. Tight supplies and limited movement ... [More...](#)

[SV_LS145](#)

STATE AVERAGES

	<u>This Week</u>	<u>Prior Week</u>	<u>Last Year</u>
Steers (M&L 1-2)			
350-400 lbs	201.62	210.49	179.80
400-450 lbs	198.20	201.77	171.57
450-500 lbs	189.90	199.34	167.77
500-550 lbs	187.66	196.14	158.86
550-600 lbs	181.79	181.18	155.08
600-650 lbs	170.85	175.66	149.25
650-700 lbs	164.29	171.36	141.75
700-750 lbs	159.83	164.19	137.06
750-800 lbs	159.92	161.78	136.06
800-850 lbs	150.61	156.89	137.97
850-900 lbs	153.77	155.54	134.21
Heifers (M&L 1-2)			
300-350 lbs	178.43	178.64	162.76
350-400 lbs	177.77	183.95	159.05
400-450 lbs	173.96	181.42	149.20
450-500 lbs	168.59	176.41	147.40
500-550 lbs	164.67	170.66	142.91
550-600 lbs	165.61	169.41	139.75
600-650 lbs	160.89	161.43	136.31
650-700 lbs	152.05	157.49	132.41
700-750 lbs	146.38	153.19	130.38
750-800 lbs	141.77	150.27	128.88

[SV_LS145](#)

WEEKLY COW SUMMARY

	<u>Average</u>	<u>High</u>	<u>Low</u>
Slaughter Cows			
	86.00-91.00	93.50-100.00	84.00-85.00
	82.00-86.00	91.50-95.50	74.00-82.50
	72.50-77.00	80.00-83.50	62.00-68.00
Slaughter Bulls			
	97.50-101.50	106.00-110.00	87.60-94.00

[SV_LS551](#)

Jan 23, 2014

Bowling Green

Receipts: Goats - 129 Kids: Selection 1 45-60 lbs 240.00; 80 and above lbs 212.50; **Buck Kids** 80 and above lbs 167.50. **Selection 2** 30-45 lbs 167.50; 45-60 lbs 237.50; 60-80 lbs 200.00-222.50. **Selection 3** 30-45 lbs 150.50; 45-60 lbs 180.00; 60-80 lbs 155.00.

Does/Nannies: 60-80 lbs 127.50-135.00; 150 lbs and above 92.50. Thin 60-80 lbs 70.50-97.50.

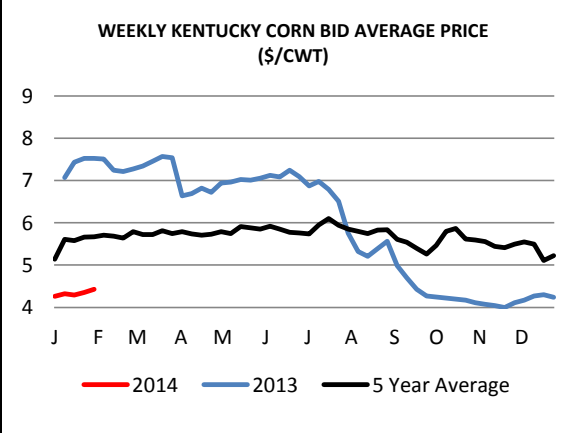
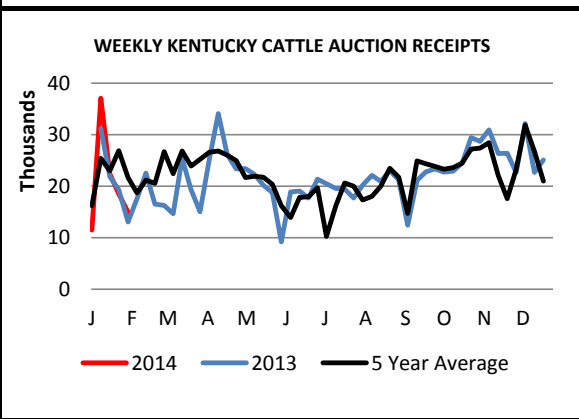
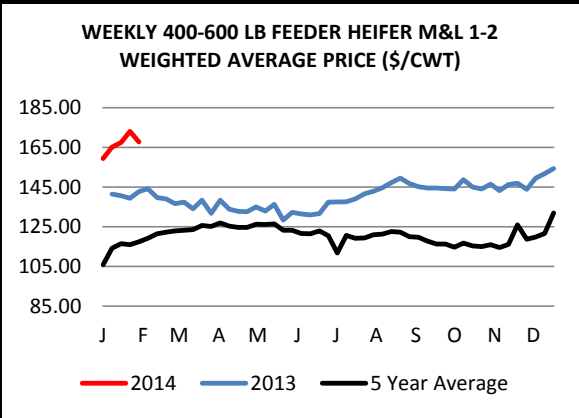
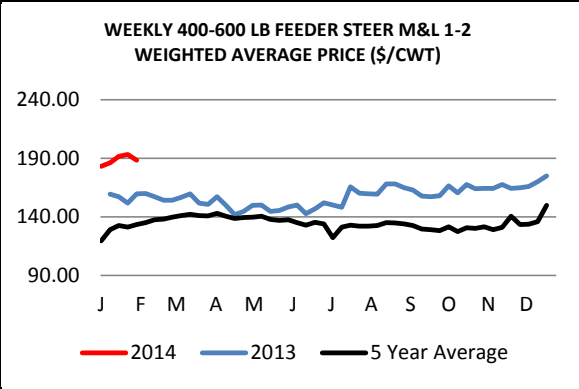
Bucks/Billies: 80-100 lbs 117.50; 100 lbs and above 102.50. Thin 100 lbs and above 79.50.

Sheep - 209 Slaughter Lambs: Hair Prime YG 2-3 60-70 lbs 221.00; 70-85 lbs 208.50

Prime and Choice YG 1-3 50-65 lbs 221.00; 65-80 lbs 210.00; 85-100 lbs 175.00.

Low Choice 50-65 lbs 209.00.

GRAINS	<u>This Week</u>	<u>Prior Week</u>	<u>Last Year</u>
Corn	3.84-4.68	3.77-4.58	7.16-7.79
Soybeans	12.40-13.60	12.30-13.30	14.54-15.41
Red Winter Wheat	4.91-6.26	4.86-6.06	7.36-8.05



USDA-KY Livestock & Grain Market News
 Frankfort, KY
 Phone: 502-564-0290 xtn 238
 Email: alex.tolbert@ams.usda.gov
www.ams.usda.gov/LSMarketNews

Blue Grass Stockyard Lexington, KY February 3 & 4, 2014 Feeder Steers: Medium & Large 1 59 hd. 835# 158.00 blk-charx 62 hd. 878# 154.95 blk-charx 57 hd. 879# 154.50 blk-charx Feeder Heifers: Medium & Large 1 43 hd. 567# 169.75 bbwf 75 hd. 671# 150.00 mixed 22 hd. 722# 159.00 bbwf Holstein Steers: Large 3 48 hd. 261# 152.00	Blue Grass of Albany Albany, KY February 5, 2014 Feeder Steers: Medium & Large 1-2 22 hd. 664# 170.50 blk Feeder Heifers: Medium & Large 1-2 74 hd. 683# 160.00 mixed Video Receipts: 76 hd. 660# 160.10 blk heifers 75 hd. 685# 153.00 blk heifers 75 hd. 685# 171.95 blk steers	Farmers Livestock Glasgow, KY February 3, 2014 Feeder Steers: Medium & Large 1-2 20 hd. 593# 175.50 blk 28 hd. 695# 165.00 mixed 29 hd. 785# 155.00 mixed 34 hd. 880# 155.00 mixed Feeder Heifers: Medium & Large 1-2 26 hd. 339# 180.00 mixed 23 hd. 335# 182.00 blk 49 hd. 441# 177.50 blk 28 hd. 442# 170.00 mixed 57 hd. 515# 162.50 blk 22 hd. 597# 151.50 blk 22 hd. 726# 149.50 mixed 29 hd. 807# 147.00 mixed Feeder Bulls: Medium & Large 1-2 21 hd. 453# 196.00blk 29 hd. 515# 179.00 blk	Lake Cumberland Livestock Somerset, KY February 1, 2014 Feeder Steers: Medium & Large 1-2 28 hd. 568# 187.00 blk-charx 23 hd. 587# 192.00 blk 24 hd. 614# 182.00 blk 22 hd. 675# 167.00 mixed 61 hd. 720# 160.95 blk 62 hd. 768# 167.00 blk 60 hd. 903# 153.00 blk-charx Feeder Heifers: Medium & Large 1-2 20 hd. 610# 164.00 blk 25 hd. 614# 162.00 blk
Blue Grass of Richmond Richmond, KY January 31, 2014 Feeder Steers: Medium & Large 1-2 65 hd. 772# 163.25 mixed 53 hd. 877# 154.00 blk-charx Feeder Heifers: Medium & Large 1-2 48 hd. 558# 178.75 blk 23 hd. 572# 163.00 blk-charx 48 hd. 626# 165.00 mixed 73 hd. 629# 171.75 blk 77 hd. 654# 168.00 blk-charx	United Producers Irvington Irvington, KY February 3, 2014 Feeder Heifers: Medium & Large1-2 21 hd. 513# 174.50 mixed Medium & Large 2-3 34 hd. 388# 178.50 mixed	Kentuckiana Livestock Market Owensboro, KY. February 3, 2014 Feeder Bulls: Medium & Large 1-2 22 hd. 576# 169.00 blk	Bluegrass CPH Sale Lexington, Ky. February 5, 2014 Feeder Steers: Medium & Large 1-2 22 hd. 649# 205.00 blk 31 hd. 548# 194.00 blk 99 hd. 613# 176.00 blk 106hd. 690# 169.50 blk 125hd. 773# 162.10 blk 22 hd. 777# 158.00 smokes 86 hd. 865# 154.50 blk-smokes 31 hd. 972# 147.60 blk-smokes Feeder Heifers: Medium & Large 1-2 23 hd. 479# 188.50 blk 45 hd. 546# 175.00 blk 88 hd. 629# 165.80 blk 73 hd. 688# 162.00 blk 67 hd. 767# 155.00 blk
Russell County Stockyards Russell Springs, KY February 5, 2014 Feeder Steers: Medium & Large 1-2 71 hd. 789# 157.40	Paris Stockyards Paris, KY February 6, 2014 Feeder Steers: Medium & Large 1-2 78 hd. 546# 194.20 blk 25 hd. 837# 154.00 blk	Livingston County Livestock Ledbetter, Ky February 4, 2014 Feeder Steers: Medium & Large 1-2 40 hd. 568# 174.00 blk	

2/6/2014 USDA Carlot Meat 4:00 Summary, Compared to Previous Day Prices in dollars per hundredweight

NATIONAL BOXED BEEF CUTOUT LM_XB4 Boxed beef cutout values lower on light demand and light to moderate offerings. Select and Choice rib and loin cuts weak while chuck and round items lower. Beef trimmings higher on moderate demand and light to moderate offerings.

CARCASS PRICE EQUIVALENT INDEX VALUE NW_LS410 Estimated carcass price equivalent value of Choice 1-3 600-900 lbs carcasses dn 1.85 at 206.47; Select 1-3 600-900 lbs carcasses dn 2.44 at 203.98.

NATIONAL 5 DAY-ROLLING CUTTER COW CUTOUT LM_XB405 The Cutter cow carcass gross cutout value was estimated at 176.06 up 0.51.

NATIONAL CARLOT PORK LM_PK602 Sales reported on 264.26 loads of pork cuts and 41.4 loads of trim/process pork. *Calculations for a 205 lb Pork Carcass 53-54 percent lean 0.65" -0.80" back fat at last rib.* Pork Carcass Cutout 90.85 dn -0.58.** Loin 1/4 inch VAC 115.26-133.00; 20-23 lbs trim select-ed ham 81.00-103.00; 23-27 lbs trim selected ham 78.00-106.00.

Producers Livestock Auction Co, San Angelo, Texas Feb. 4, 2014; Compared to last week slaughter lambs firm. Slaughter ewes steady in light test. Feeder lambs not well tested. Nannies weak; kids firm to 10.00 higher. Trading fairly active, demand good. All sheep and goats sold per hundred weight (CWT) unless otherwise specified. Click Here to see the full report.	National Daily Direct Slaughter Cattle Negotiated Purchases 2/06/2014 Live Bids weighed average weights & prices Steers: 80%-up Choice 1450 lbs 140.65 Heifers: 80%-up Choice 1350 lbs 140.00
New Holland Sales Stables - New Holland, PA Feb. 3, 2014; Sheep and Lambs: Compared to last week, Slaughter lambs traded steady to 10.00 higher. Slaughter ewes traded mostly steady. Slaughter Goats: When compared to last week, slaughter kid goats sold mostly steady to 10.00 higher. Slaughter Nanny goats sold mostly 10.00-20.00 lower. All Goats are sold by the head on estimated weights. Click here to see the full report	